



*primrose garden*   
by carina gardner

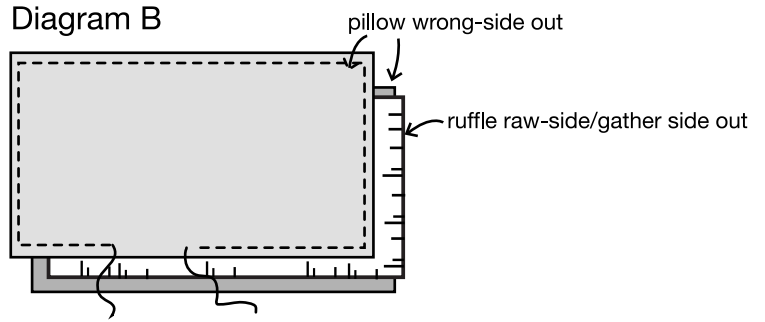
primrose garden™ 18 inch doll quilt and pillow instructions



### pillow instructions

1. Fold the ruffle in half. Use a long stitch/gathering stitch along the raw edge and pull the end threads to create a gather.
2. With wrong-sides together, place the two green/pink primrose for the pillow together. Sandwich the ruffle between the pillow pieces with the raw edges matching up. Pin into place (See Diagram B). Sew along the edge. Leave 2 inches unsewn.
3. Turn the pillow right-side out and fill with stuffing.
4. Hand sew the opening shut once stuffed folding in the raw edge.

Diagram B





## primrose garden™ 18 inch doll quilt and pillow instructions

Fabric designed by Carina Gardner

Quilt designed by Carina Gardner

Quilt skill level: Beginner

Finished Size: about 16" x 18.5"

NOTE: Please read through all instructions before starting this quilt. All seams are 1/4" unless otherwise noted.

### yardage

1/2 yards of white pink swiss fabric

1/2 yards of green/pink primrose fabric

1/2 yards for binding

fat quarter or 18" x 22" for back of quilt

### tools needed

Ruler/rotary ruler and/or yardstick

Scissors and/or rotary cutter and mat

Hand-sewing needle and thread

Iron

Stuffing

### blocks/cutting

For the quilt:

45 green/pink primrose blocks (2.5" x 2.5")

45 white pink swiss blocks (2.5" x 2.5")

For the pillow:

2 green/pink primrose for the pillow ( 4.5" x 6.5")

1 white pink swiss blocks for the ruffle (3" x 21")

### quilt instructions

1. Use Diagram A to layout the quilt (checkerboard pattern). Sew together blocks by horizontal rows. Press seams all the same direction every other row to create nested seams.

2. Sew together the horizontal rows.

3. Use fleece or batting and layer the backing, batting, and the pieced quilt top and machine quilt together.

4. Bind with a complimentary Primrose Garden fabric.



#### KEY




-  green/pink primrose fabric
-  wrong-side green/pink primrose fabric
-  white pink swiss fabric

Diagram A

